




CRM 2000 Copper Recycling Machine / CE conformity

"Copper is a valuable raw material, recycling of which not only saves money but protects the environment."

CRM 2000 for recycling copper from old cables and cable waste. Depending on the diameter, the cable is inserted into the relevant hole where two rollers guide it over a blade which cuts the cable. Then the individual wires or cores can be rid of insulation on small rollers, if necessary. Thereby you get highly clean electrolytic copper in so-called **Millbery grade quality**, which yields the highest prices on the raw materials market.



CRM 2000 features:

- cable diameter up to approx. Ø 23 mm (approx. 3 × 1.5 sq.mm to 5 × 16 sq.mm)
- wires from 1.5 sq.mm to 16 sq.mm
- stranded wire approx. Ø 9.0 to 23 mm

Technical specifications:

- 380 V, 50 Hz, 0.55 kW
- 2810 rpm, cable 10m/min., wire and stranded wire ~ 16m/min.
- dimensions: L 500 × W 280 × H 453 mm
- weight 24 kg incl. foot pedal
- motor circuit-breaker with emergency stop button
- forward-backward direction switch
- ON/OFF function test with foot pedal



Technical changes reserved!





FTS06 and FT kit, tool for stranded wire approx. Ø 1.0 – 9.0 mm as an optional equipment for CRM 2000

Working procedure:

The new FTS05 and FT tool is designed to process stranded wire diameter of 1.0 – 9.0 mm. The tool makes a clean, damage-free, longitudinal cut into the stranded wire insulation. Then the wire bundle can be removed from the insulation.

1. Fit the suitable insert for the stranded wire into the insert holder.
2. Insert a blade into the blade guide.
3. Set the cut depth (cut depth = insulation thickness).
4. Lock the blade with an internal hexagonal screw.
5. Insert the stranded wire into the rear of the insert, so that 40 mm exceeds at the front end (towards the machine).
6. Switch on CRM2000 and insert the stranded wire into the correct hole (1.5 -2.5 / 4-6 or 10). The stranded wire is gripped by the shafts and pulled into the insert. The insulation is cut by the blade at the same time.
7. At the rear end the stranded wire is taken off and the copper bundle can easily be removed from the insulation sheath.



FTS06 and FT kit specifications:

- 1 kit **FTS06** comprises: 1 × insert holder, 6 inserts (for stranded wire sizes 1.5 / 2.5 / 4.0/ 6.0/ 10.0 / 16.0 sq.mm) and 12 blades
- inserts and blades can also be ordered individually (FT015 / FT025 / FT 040 / FT 060 / FT100 / FT 160)
- special inserts are available by request

Technical changes reserved!